

Board Retreat

Educate-Inspire-Prepare

(Revised with Board Input)

August 8, 2018



BVUSD Mission Statement

It is the mission of Bear Valley Unified School District to **educate, inspire, and prepare** all students by creating **innovative learning environments** where students can **thrive academically, contribute** to society, and lead **healthy, purposeful lives.**

BVUSD Vision Statement

All students graduate **educated, inspired, and prepared** to pursue **their dreams.**

Last Year

2017-2018

Governing Board Priorities and Goals

Previous Board Priorities for 2017-2018

- Increase Student Achievement
- Maintain Fiscal Solvency
- Recruit and maintain highly effective staff (Develop leadership capacity)
- Promote Community Engagement
- Facilities (Create Master Facility Plan)

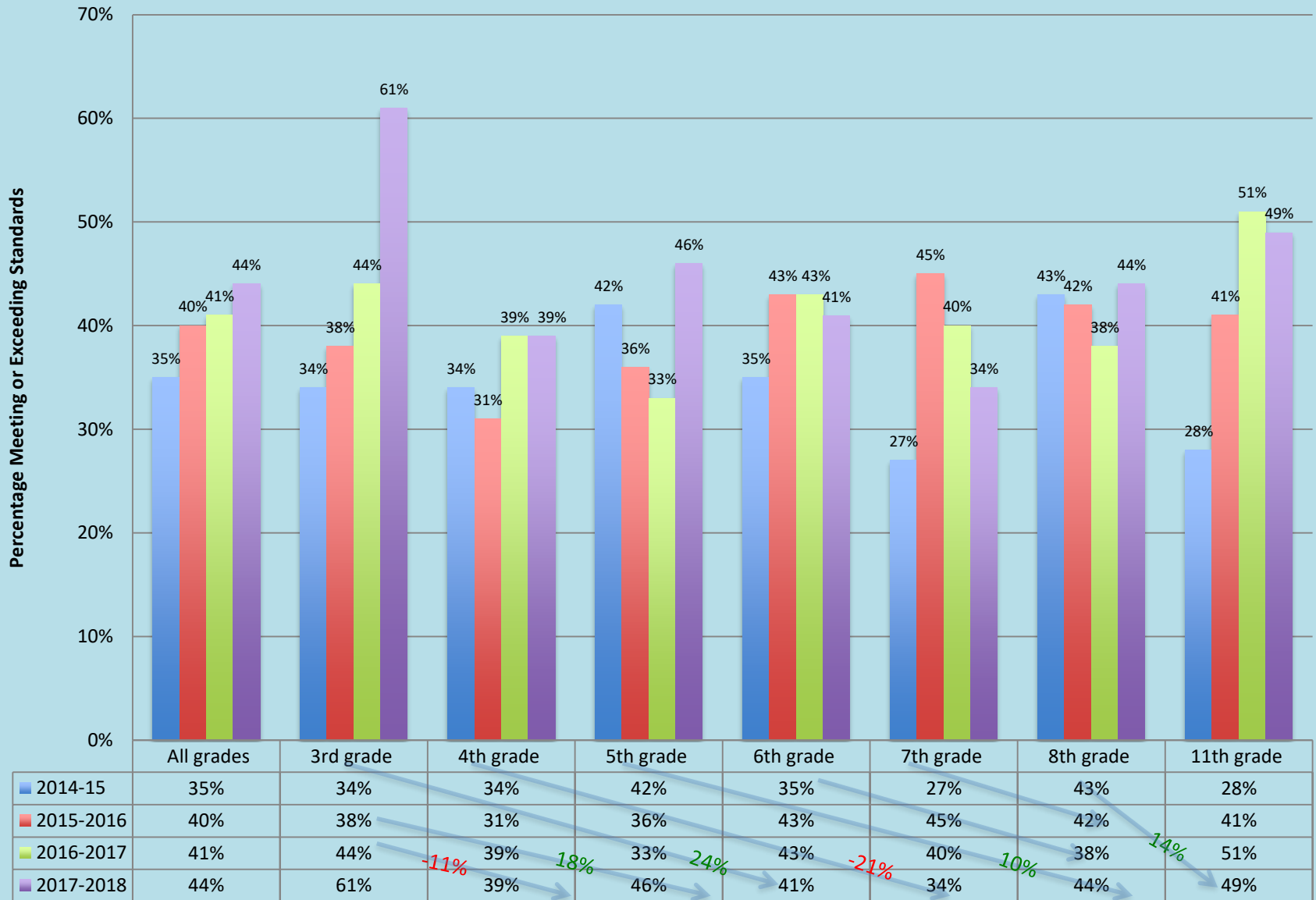
BVUSD LCAP Goals

- Goal 1: Increase percent of students who are on track to graduate college and career ready.
- Goal 2: Provide an educational setting that is conducive to learning.
- Goal 3: Increase engagement level of students.

Key Outcome for the Day: Revise District Priorities and Goals

- Review of the Data to Refine Current Priorities and Goals
- Consider Input from Cabinet, Teachers, Principals, Classified staff, Students, Parents, Community Members
- Identify Strengths and Challenges
- Finalize 2018-2019 District Priorities and Goals

Preliminary ELA District-wide 2018

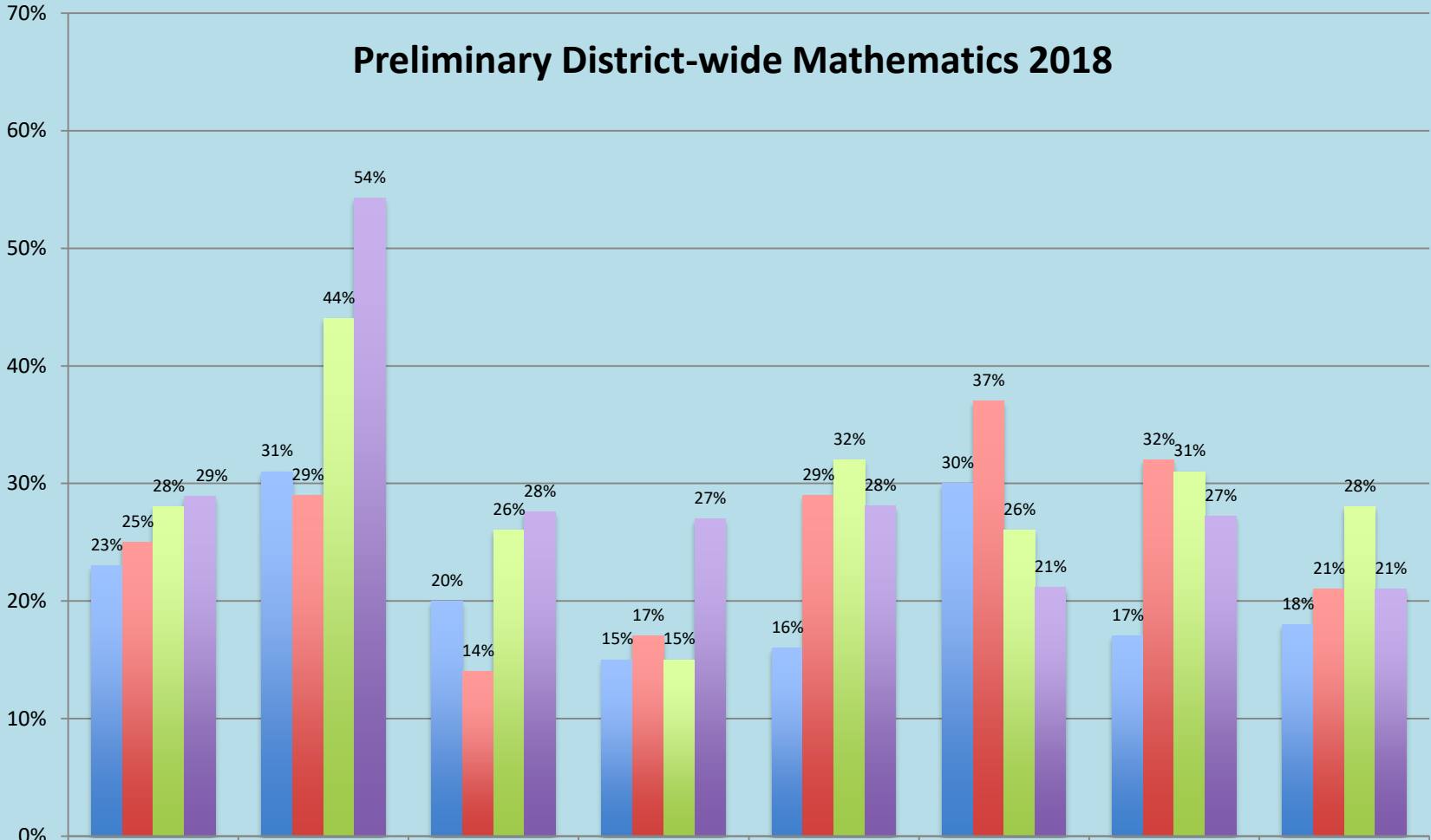


ELA CAASPP Scores 2014/2014-2017/2018

English Language Arts	SA 2014-15 District/State	SA 2015-16 District/State	SA 2016-17 District/State	SA 2017-18 District/State	4-year Grade Level Growth	1 Year Cohort Change	4 Year Cohort Change*
3 rd Grade ELA Proficiency	34%/38%	38%/43%	44%/44%	61%	79%	NA	NA
4 th Grade ELA Proficiency	34%/40%	31%/44%	39%/45%	39%	15%	11%	NA
5 th Grade ELA Proficiency	42%/44%	36%/49%	33%/47%	46%	10%	18%	NA
6 th Grade ELA Proficiency	35%/42 %	44%/48%	43%/47%	41%	17%	24%	21%
7 th Grade ELA Proficiency	26%/44%	45%/48%	40%/49%	34%	24%	21%	0%
8 th Grade ELA Proficiency	43%/45%	42%/48%	38%/49%	44%	2%	10%	5%
11 th Grade ELA Proficiency	27%/56%	41%/59%	52%/60%	49%	82%	NA	14%

Preliminary District-wide Mathematics 2018

% meeting or exceeding standard



	All grades	3rd grade	4th grade	5th grade	6th grade	7th grade	8th grade	11th grade
2014-15	23%	31%	20%	15%	16%	30%	17%	18%
2015-2016	25%	29%	14%	17%	29%	37%	32%	21%
2016-2017	28%	44%	26%	15%	32%	26%	31%	28%
2017-2018	29%	54%	28%	27%	28%	21%	27%	21%

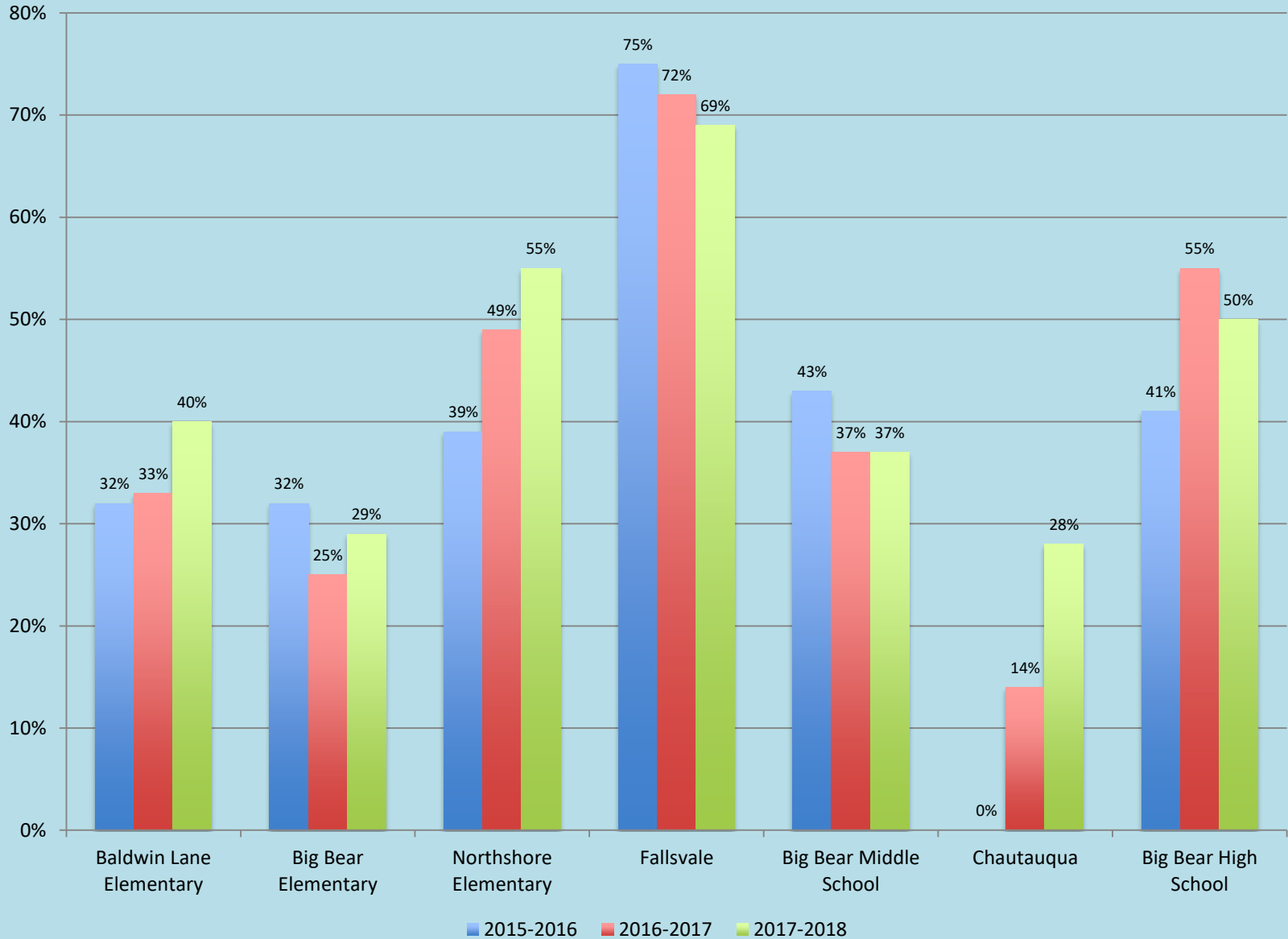
Change in performance from 2016-2017 to 2017-2018:

- 3rd grade: +10% (44% to 54%)
- 4th grade: +2% (26% to 28%)
- 5th grade: +12% (15% to 27%)
- 6th grade: -4% (32% to 28%)
- 7th grade: -5% (26% to 21%)
- 8th grade: -4% (31% to 27%)
- 11th grade: -7% (28% to 21%)

Mathematics CAASPP Scores 2014/2015-2017/2018

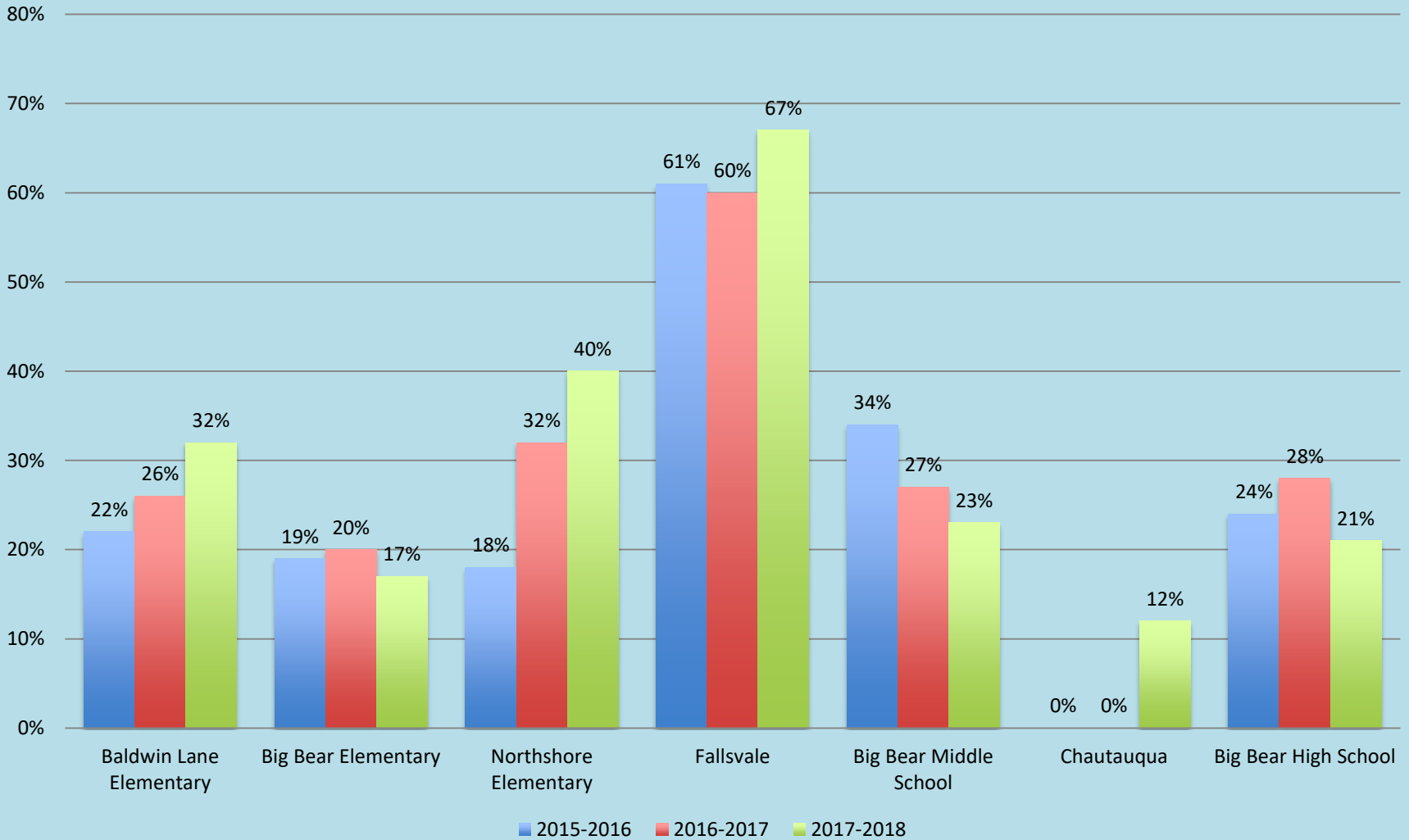
Mathematics	SA 2014-15 District/State	SA 2015-16 District/State	SA 2016-17 District/State	SA 2017-18 District/State	4-year Grade Level Growth	1 Year Cohort Change	4 Year Cohort Change
3 rd Grade Math Proficiency	31%/40%	31%/46%	44%/47%	54%	74%	NA	NA
4 th Grade Math Proficiency	20%/35%	14%/38%	26%/40%	28%	40%	36%	NA
5 th Grade Math Proficiency	15%/30%	17%/33%	15%/34%	27%	80%	4%	NA
6 th Grade Math Proficiency	26%/33%	29%/35%	32%/36%	28%	8%	87%	10%
7 th Grade Math Proficiency	28%/34%	36%/36%	26%/37%	21%	25%	34%	5%
8 th Grade Math Proficiency	17%/33%	32%/36%	31%/36%	27%	59%	4%	80%
11 th Grade Math Proficiency	17%/29%	21%/33%	28%/32%	21%	24%	NA	24%

Preliminary ELA by School and Year Percentage Meets/Exceeds



Mathematics Percent Meets/Exceeds Standards by School

All Grades



Enrollment, ADA, Suspension Challenges

	August	Sept.	Oct.	Nov.	Dec.	Jan.	Feb.	March	April	May	June
Enrollment	2482	2486	2493	2484	2484	2477	2475	2468	2462	2457	2448
ADA	96.20%	95.48%	94.52%	94.52%	92.96%	92.77%	93.60%	92.21%	92.32%	94.07%	94.00%
Chronic Absent					16.16%						17.75%
# Students Suspended	15	17	10	29	25	8	14	6	6	18	10
# Unduplicated Suspended	15	30	37	60	72	76	84	88	92	106	113
# of Days Suspended	20	27	10	37	54	12	38	16	8	42	19

Academic Challenges

- 3rd to 4th grade decrease in ELA and Math
- 6th to 7th grade decrease in ELA and Math
- 11th grade math is not showing consistent growth

Other Challenges

- Decline in ADA below 95%
- Suspension Rate is higher than the State
- Climate data indicates challenges with peer relationships

Climate Data

Summary of Challenges based on Students' Response

- School Connectedness- 5th/58%, 7th/68% 9th/36% and 11th/50%
- Academic Motivation- 5th/42%, 7th/51% 9th/26% and 11th/24%
- Caring Adult Relationships- 7th/34% and 9th/22%, 11th/51%
- Relationship with Peers-BBMS- 30th percentile rank, BBHS- 40th percentile rank

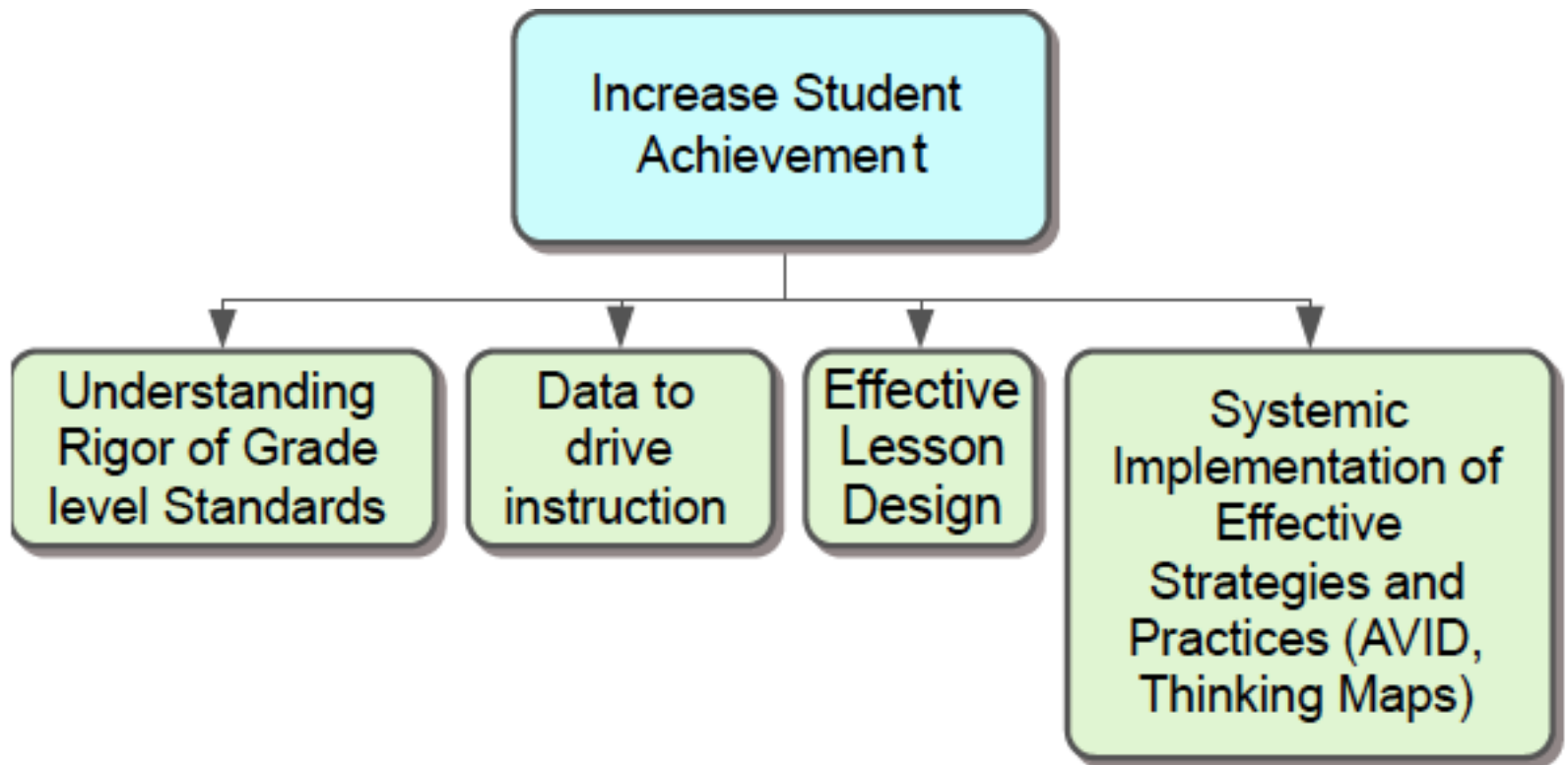
Discussion of 2018-2019 Draft Governing Board Priorities and Goals (Cabinet's Recommendations)

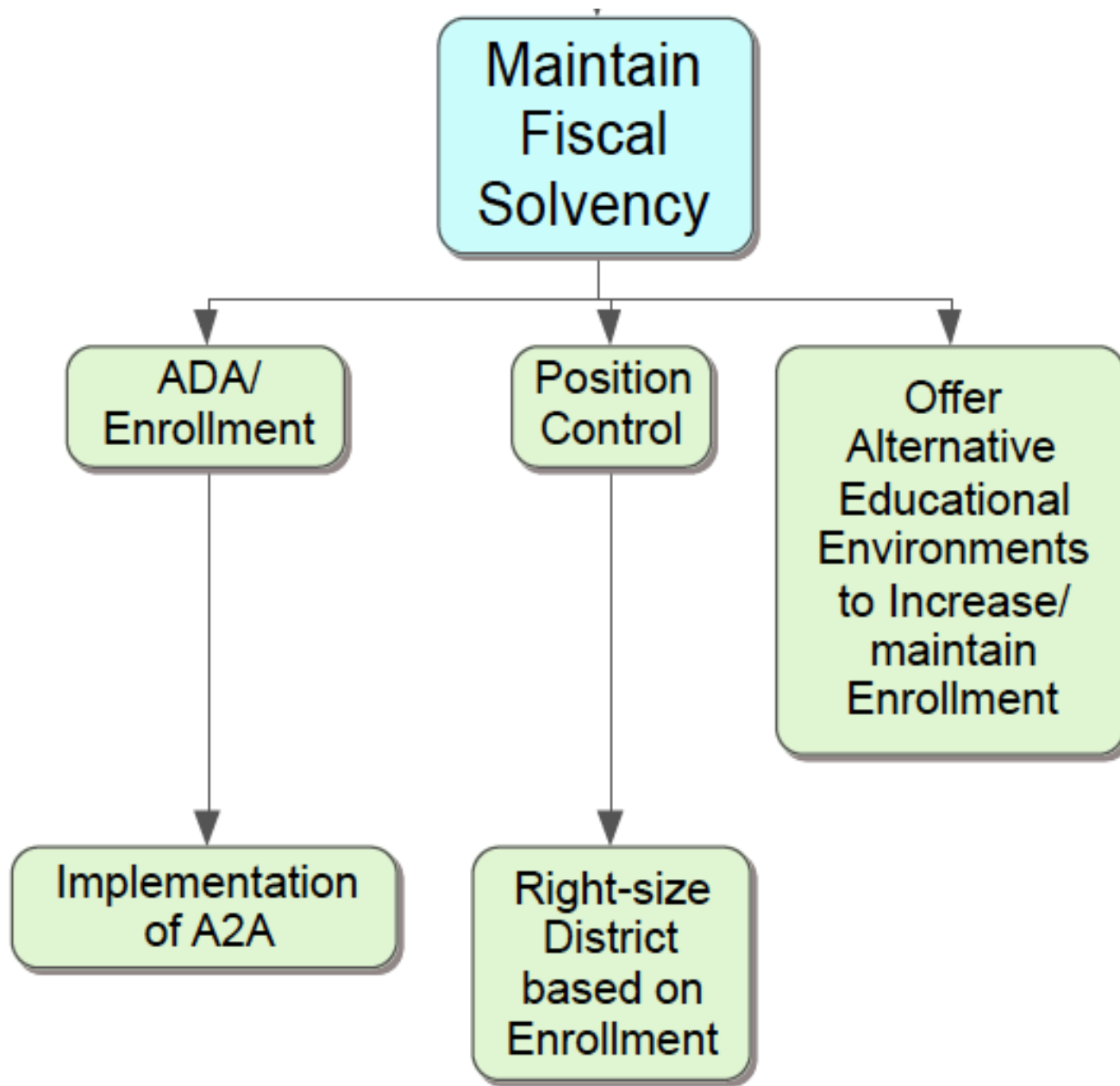
Draft Suggested Board Priorities 2018-2019

- **Increase Student Achievement**
- **Maintain Fiscal Solvency** (ADA, Enrollment)
- **Recruit and maintain highly effective staff** (develop leadership capacity)
- **Promote Parent and Community Engagement** (Middle School Reconfiguration, Elementary Options, App Use, Facebook, Media Outreach, Parent Meetings, Mentorship Programs)
- **Develop Safe and Positive Learning Environments in the Facility Master Plan**
- **Create and Support Positive School Cultures throughout the District** (Expect Respect, PBIS, Culture of Kindness, Alternative Means of Correction, Modification to BBMS, BBHS Bell Schedules, Safety Plan, Engaging Environments)

BVUSD LCAP Goals

- Goal 1: Increase percent of students who are on track to graduate college and career ready.
- Goal 2: Provide an educational setting that is conducive to learning.
- Goal 3: Increase engagement level of students.





Highly Effective Staff

```
graph TD; A[Highly Effective Staff] --> B[Early Recruitment of teaching positions]; A --> C[Empower Teacher Leaders and Principals to facilitate and lead PD]; A --> D[Focused Teacher Collaboration Time]; A --> E[Provide ongoing learning opportunities for Administrators, Certificated and Classified Staff];
```

Early Recruitment of teaching positions

Empower Teacher Leaders and Principals to facilitate and lead PD

Focused Teacher Collaboration Time

Provide ongoing learning opportunities for Administrators, Certificated and Classified Staff

**Promote Parent
and Community
Engagement**

**BVUSD APP ,
Facebook, All Calls,
Notifications**

**Parent Outreach Meetings re:
Middle School Reconfiguration,
Educational Opportunities K-8
Academy/Dependent Charter,
Modified Bell Schedule for
BBHS and BBMS**

**Community
Partnerships Rotary,
AAUW, Soroptomist,
Ed Trust, Big Bear
Realtor Association,
Zoo Mentor Program.
County Library**

**Create
BVUSD
Education
Foundation**

Create Positive School Cultures

Proactive Implementation of Expect Respect, PBIS, Research Options for BBHS

Alternative Measures of Correction

School-wide Implementation of Positive Expectations

Implement Student Assistance Program in Collaboration with LSS

Develop the Behavior Component of the RTI Pyramid

Develop State of the
Art Learning
Environments in the
Master Facility Plan

Update Master
Facility Plan

Revise Safety
Plans

Renovate
BBHS Science
Rooms

Research
Alternative
Funding
Sources

**Promote Parent
and Community
Engagement**

**BVUSD APP ,
Facebook, All Calls,
Notifications**

**Parent Outreach Meetings re:
Middle School Reconfiguration,
Educational Opportunities K-8
Academy/Dependent Charter,
Modified Bell Schedule for
BBHS and BBMS**

**Community
Partnerships Rotary,
AAUW, Soroptomist,
Ed Trust, Big Bear
Realtor Association,
Zoo Mentor Program.
County Library**

**Create
BVUSD
Education
Foundation**

Summary of Committee Meetings BBMS and BBHS Later Start Times

- **Option 1:** BBHS-8:00-2:55, BBMS-8:30-2:32
Elementary Sites-8:55-3:13, 9:00-3:18, 9:05-3:23; approximate Cost to District= \$195,000
- **Option 2-** BBHS-8:30-3:25, BBMS-9:00-3:12
Elementary sites- 8:00-2:18, 7:50-2:08 Preferred by principals and staff; approximate cost to District=\$300,000
- **Option 3:** BBHS-9:10-4:05, BBMS-9:40-3:52,
Elementary sites-8:10-2:30, 8:50-3:08, 8:30-2:50
No cost to District

Superintendent Draft Goals

Student Learning

- High quality curriculum and instruction aligned with current California Content Standards and focused on developing critical thinking, collaboration, communication, and creativity will be evident across all content areas in all classrooms. Thinking Maps will be used K-12 to support critical thinking.
- High levels of student engagement and student demonstration of content knowledge will be evident in all core academic areas. Technology will be used to support research and deepen student learning.
- Current system of local accountability will be refined based teacher input. Teachers have requested to use the IABs for 2018-2019. These are the interim assessments aligned with the CAASPP. The results will be used to accurately report growth in student learning and success with long-range strategies. The interim assessments aligned with the CAASPP. Formative assessments will also be used for ongoing monitoring of student achievement.

Student Learning

- Achievement gap will be addressed through aligned curriculum, focus on rigor, implementation of effective first teaching and an effective “Response to Intervention” plan. SIPPS (Systematic instruction in Phonics and Phonemic Awareness will be used for the lower grades intervention.) Guided reading will be evident in K-3 classes.
- Technology will be integrated as a tool to deepen student learning (Continue SAMR Model-3 year process).
- STEM will continue to be integrated throughout K-8 (STEM Maturity Model- 3 year process). Currently for K-8 schools we are at 2.3 on the Maturity Model.
- Alternative educational options will be created to support families and students.
- Develop principal leadership capacity at all sites to ensure collaborative school cultures and site cultures of continuous improvement. As a team, we will participate in the Multi-tier system of support provided by the County.
- Implement 6th -8th grade Stem Scopes aligned with the Next Generation Science Standards; Focus on 3rd-5th for transition for the 2018-2019 school year. Review 3 –Year NGSS Transition Plan for modifications.
- Finalize reconfiguration for BBMS including curriculum and staffing.

Human Resources

- Promote BVUSD culture that encourages collaboration, innovation, growth mindset, and continuous improvement in a community of trust.
- Develop teacher leaders as Thinking Maps Trainers to provide ongoing support and systemic use of the maps.
- Provide professional learning embedded into all new programs and areas of focus to ensure successful implementation of district-wide goals at all sites. (ELA/Math focus continues this year and 3rd -8th grade Science Pilot for 2018-2019.) STEM integration K-12.
- Develop leadership capacity of classified staff, teachers, site administrators and Cabinet members.

Fiscal Responsibility

- Fiscal resources allocated and aligned to support district goals and priorities.
- Ensure fiscal solvency by addressing declining enrollment, ADA, and right-sizing of the district.

Community Engagement

- Systems created to ensure effective communication, stakeholder input, collaborative decision-making, and implementation of district-wide initiatives. Use the new BVUSD App, Facebook, all calls, media, parent meetings and community presentations.
- Create the BVUSD Education Foundation.
- Continue partnerships with Ed Trust, Rotary, Soroptomist, Kiwanis, AAUW, and the Zoo Mentor Program, Bear Valley Board of Realtors, County Library.

Facilities

- Facilities will be safe, clean, well-equipped, and maintained for learning with state-of-the-art technology and multiple extra-curricular and co-curricular opportunities. (Refer to the Master Facility Plan 5 year plan)
- Update Master Facility Plan for review June 2019 with Board.

Middle School Configuration

- Finalized and prepared for the 2019-2020 School Year
- 5th and 6th Graders will transition at the end of 2018-2019
- Staffing notifications will be provided in March 2019

Final Thoughts

- Additional Areas to address
- Highest Priorities for the Governing Board
- Next Steps